


BLS-PROFESSIONAL





① The new book laminating station for professional and faster lamination of entire book series. The integrated scale for measuring the size of the book's protective film, easy clamping in of the filmolux roll and the effective squeegee mounting device turn the BLS-Professional into a timesaving and efficient device.

Suitable for filmolux protection film with silicon paper backing!




④ Release the black knob to adjust the BLS-Professional carrier to the size of the book. This is also how you adjust the distance between the squeegee and the head of the cutter.



② With the help of the printed scale, measure the spine of the book and choose a filmolux roll that is 4 cm larger. For the book cover we recommend leaving an overlap of 2 cm on each side of the book.



⑤ Please ensure that there is an overlap here, too, of 2 cm for the book cover. The distance between the edge and the head of the cutter should be about 2 cm. Open the book roughly at the middle and check the printed scale to see how much of the filmolux film you will need to pull off the roll.



③ Attach the filmolux roll with the help of the cones on the roll holder and thread in the filmolux film. As you do so, make sure that the roll is inserted with the silicon paper backing facing down.



⑥ Pull the film off the roll to the measured coloured spot.





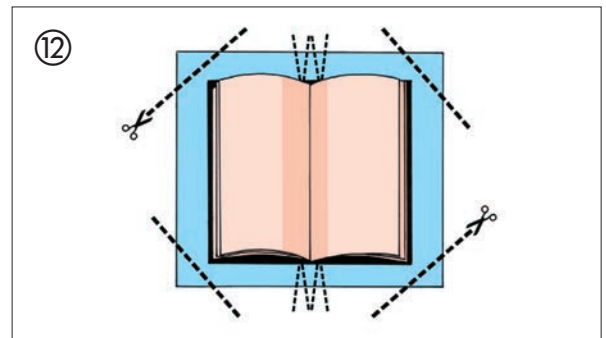
Now take hold of the cutter head to cut the film.



All you need to do now is apply the film to the edges and your book is ready!



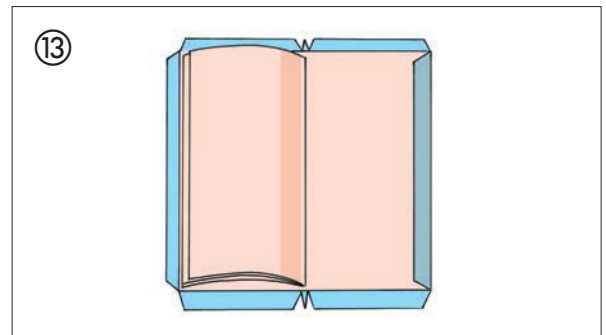
Place the book in a central position on the squeegee and leave a top and bottom overlap of film of 2 cm.




Mitre the corners of the film to the corners of the book and then cut a "V" into the film at the spine of the book.



Lightly apply pressure to the book.



Fold the film overlaps onto the inside of the book cover and press them down snugly.



Now take the book in your other hand.

Neschen Coating GmbH
Hans-Neschen-Straße 1
31675 Bückeburg

T +49 5722 207-0
E info@filmolux.de